



End of Year KPI Progress Monitoring Report

August 28, 2023

Terrance P. Bullock
Academics Operations Coordinator



Table of Contents



Contents	Slide(s)
<input type="checkbox"/> Acknowledgements	3
<input type="checkbox"/> Overview	4
<input type="checkbox"/> KPI Completion Chart	5
<input type="checkbox"/> Action Steps Completion Chart	6
<input type="checkbox"/> Action Steps (challenges / no challenges) Chart	7
<input type="checkbox"/> Summary by Departments	8 - 9
<input type="checkbox"/> Thank you	10

Acknowledgements



- ❑ **Thank you to each and every member of the Academic Leadership Team for:**
 - ❑ Assisting in the creation of the 2022 – 2203 Operational Plan
 - ❑ Submitting Semester KPI Progress Monitoring Reports for 2022 – 2023

Overview

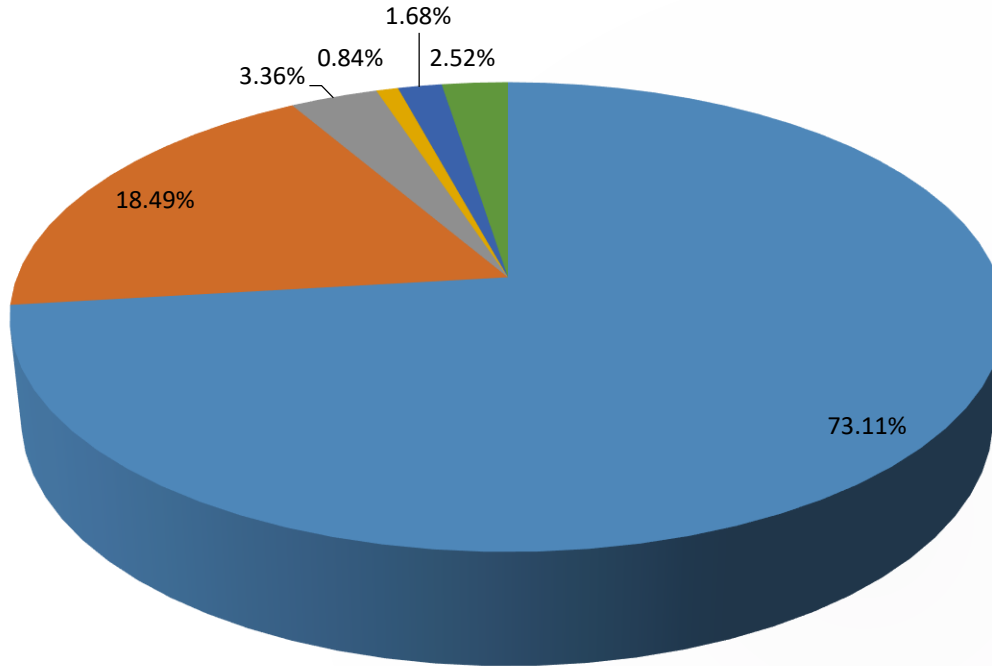


- ❑ **Key Performance Indicators**
 - ❑ 119
- ❑ **Action Steps**
 - ❑ 190
- ❑ **Action Steps implemented with challenges**
 - ❑ 3 (identified within summary)
 - ❑ **Reports not submitted as of 7/31/23** (identified within summary)
 - ❑ 3 departments
 - ❑ 3 reports
 - ❑ 4 reports do not have 2nd Semester data



% of attainment towards satisfying established KPI

KPI Attainment Progress

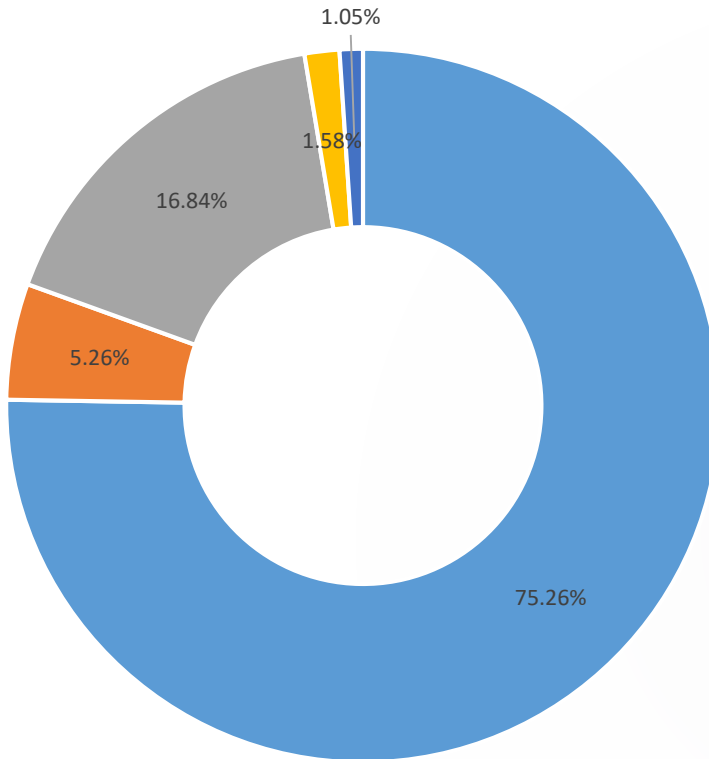


Legend	
87 of the 119 KPI's was 100% Completed	73.11%
22 of the 119 KPI's was 75% Completed	18.49%
4 of the 119 KPI's was 50% Completed	3.36%
1 of the 119 KPI's was 25% Completed	0.84%
2 of the 119 KPI's was 10% Completed	1.68%
3 of the 119 KPI's was 0% Completed	2.52%



Action Steps Progress

Action Steps Progress

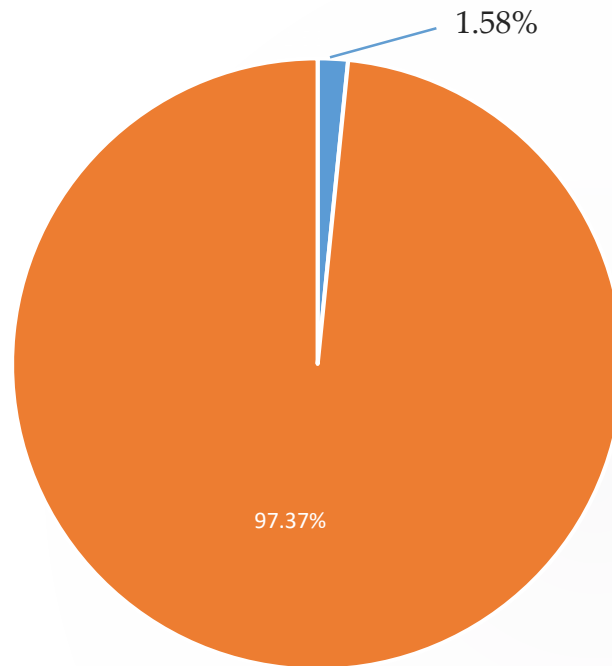


Legend	
143 of the 190 Action were completed , and completion evidence is available	75.26%
10 of the 190 Action Steps were implemented and progress is ahead of schedule	5.26%
32 of the 190 Action Steps were implemented and progressing on schedule	16.84%
3 of the 190 Action Steps were implemented, however there is a challenge that need to be addressed and resolved , if the action step is to be completed as scheduled	1.58%
2 of the 190 Action Steps were 0% completed	1.05%



% of Action Steps implemented with Challenges

% of Action Steps implemented with Challenges



Legend	
3 of the 190 Action Steps were implemented with challenges	1.58%
185 of the 190 Action Steps were implemented without challenges	97.37%

Summary by Department



2023 - 2024 Progress Monitoring Status													
#	Division	Short Range Plans	Key Performance Indicators					Action Steps					
			0%	10%	25%	50%	75%	100%	Not Started (1)	Implemented W/Challenges (2)	On Schedule (3)	Ahead of Schedule (4)	Completed (5)
1	ELA Elementary	CFA / CSA						4					4
1	ELA Elementary	MAP						4					4
1	Secondary Science	OpenSciEd						3					4
1	Elementary Science	Mystery Science						3			1		2
1	Secondary Math	High School Math Textbook Adoption						2					11
1	Social Studies	Elementary School Textbook Adoption						2					12
1	Social Studies	Middle School Textbook Adoption						2					12
1	Social Studies	Junior Achievement						2			1		4
1	Visual & Perf Arts	PK – 12 Visual Arts						7					7
1	Virtual Learning	K- 8 Robotics Pathway											
1	Curriculum	Standards-Based Pacing Guides						1					6
1	Operations	Fiscal Management				1		2					3
1	Operations	Process Management					1						3
1	AICs	Data Literacy						3					3
1	AICs	Science of Reading						3					3
1	AICs	Cognitive Coaching					1	2			1		2
1	CCR	Early College Academy						5					5
1	CCR	Learn and Earn						5					5
1	CCR	Sown to Grown						2				1	3
1	CCR	Freshman Success Teams					1				3	1	
1	CTE	Career and Technical Education						3			2	1	

Summary by Department (cont'd)



2023 - 2024 Progress Monitoring Status													
#	Division	Short Range Plans	Key Performance Indicators						Action Steps				
			0%	10%	25%	50%	75%	100%	Not Started (1)	Implemented W/Challenges (2)	On Schedule (3)	Ahead of Schedule (4)	Completed (5)
1	Culture and Climate	Bullying					2	3			2		3
1	Culture and Climate	Committee						4					4
1	Culture and Climate	Partnership Program						2					5
1	ESOL Bilingual Migrant Program	ELL Instruction		2			4				6		
1	ESOL Bilingual Migrant Program	ELL Parent Engagement						4					4
1	ESOL Bilingual Migrant Program	Language Access						4					6
1	PD	Certification Programs for Highly Qualified Staff						2					3
1	PD	Cohort Model PD					2	1		2			1
1	PD	PD Booster Sessions						1					1
1	Special Education	Compliance (C to B transition)						2				2	1
1	Special Education	IEP Management						2					2
1	Healthy Schools Initiatives	Healthy Schools Movement				1					1	2	5
1	Academics In Movement	AIM Zones						1					8
1	Green Schoolyard Project	Froebel Redevelopment			1		1	3		1		2	2
1	Green Schoolyard Project	Outdoor Learning Spaces & Active Playgrounds					4	2					2
1	Saint Louis Plan	Peer Assistance PD	2				1		1		2	1	1
1	Saint Louis Plan	Peer Assistance and Review					3			2		3	
1	Saint Louis Plan	New Teacher Whole Group Professional Development	1					2				2	2
1	Saint Louis Plan	Leadership and Support				2			1			2	
1	ECE	Assessments											
1	ECE	Professional Development											
42	Reports not received as of the date of this report		3	2	1	4	22	87	2	3	32	10	143

Thank you



- For further information please contact:

Terrance P. Bullock, PMP

terrance.bullock@slps.org

314-534-8172